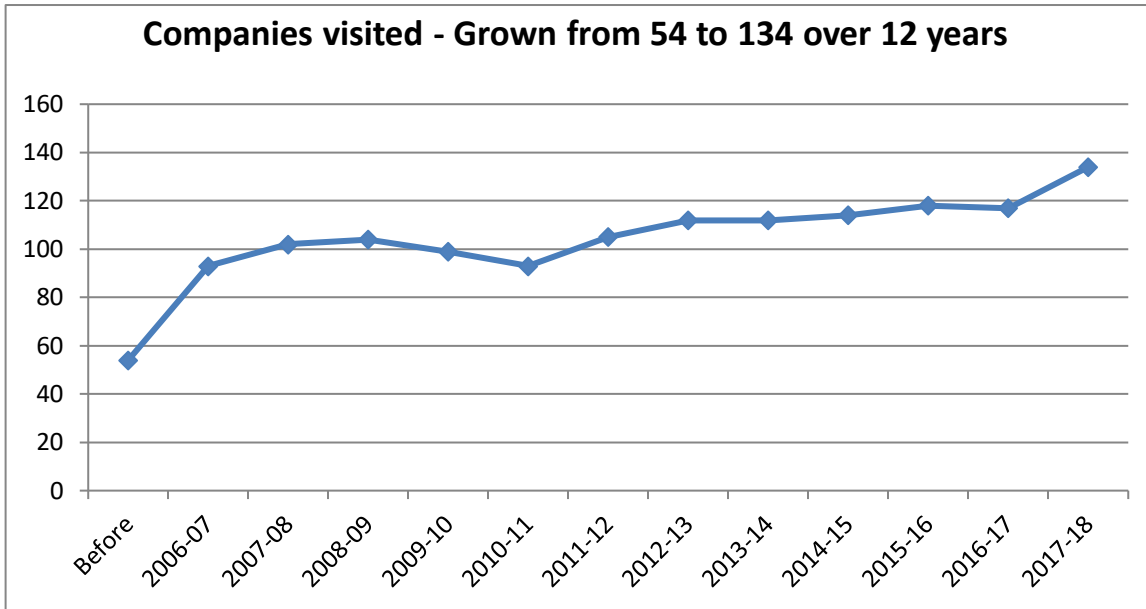
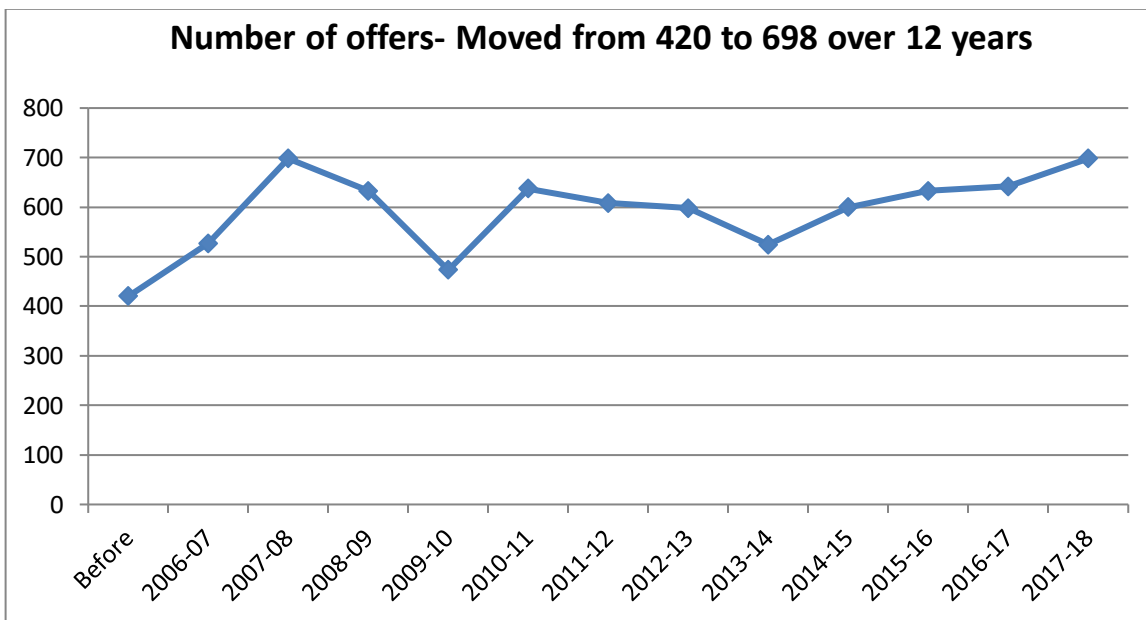


Highlights of Training & Placement for the last 12 years.

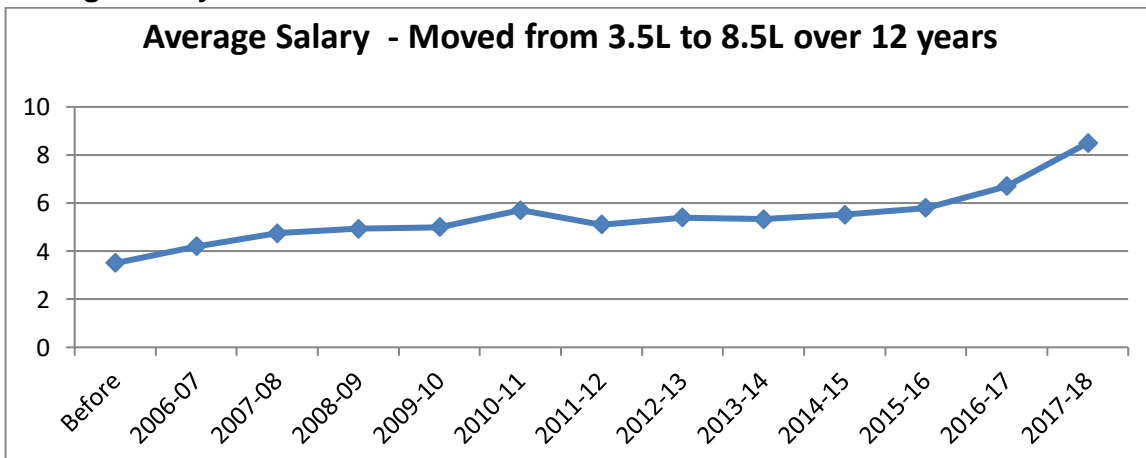
Number of companies visited the campus



Number of offers



Average Salary



Overall Placement Details from 2006-07 to 2017-18

Period	B Tech (placed/ total)	B Arch (placed/ total)	M Tech (placed/ total)	MCA (placed /total)	MBA (placed/ Total)	Total no of companies visited	Total no of offers in campus
2006-07	328/336	14/19	118/123	25/28	-	93	527
2007-08	328/328	9/12	174/196	24/24	-	102	698
2008-09	309/318	6/12	110/199	21/22	-	104	633
2009-10	331/345	5/12	64/196	18/26	-	99	473
2010-11	450/469	7/12	105/245	23/25	-	93	637
2011-12	446/560	6/14	121/273	30/34	-	105	608
2012-13	470/630	6/12	75/246	21/36	4/24	112	598
2013-14	394/642	7/19	95/264	27/35	1/22	112	524
2014-15	472/656	0/12	88/261	25/34	6/23	114	600
2015-16	488/682	1/4	103/325	22/32	19/34	118	633
2016-17	490/686	4/8	99/295	14/29	7/27	117	642
2017-18	455/619	2/5	78/275	22/22	18/36	134	698 (580+19*+99**)

*double offers;**Internship offers

B TECH 2017-18	Total Students	Placed	Maximum Salary (L)	Minimum Salary (L)	Average Salary (L)
Biotechnology	19	2	6	5.5	5.5 L
Chemical Engg	58	32	17	4.5	6.5L
Civil Engg	92	48	17	3.5	6.4L
Computer Science & Engg	108	108	40	4.5	12.5L
Electronics & Comn Engg	93	86	22	5	8.85L
Electrical & Electronics Engg	105	77	17	4	7.56L
Engg Physics	12	3	6	5.5	6L
Mechanical Engg	104	81	17	3.5	6.5L
Production Engg	28	18	7	3.5	5.8L

Additional information:

30L above	5 students	8L and above	178 students
25L and above	6 students	6L and above	350 students
20L and above	21 students	5L and above	422 students
15L and above	55 students		
10L and above	140 students		

B Tech Placement

Branch	Period	Strength	Placed	Percentage	Companies/Core companies	Average salary
Biotechnology	2017-2018	19	2	10%	16; 0	5.5L
	2016-2017	15	7	46%	22; 0	5.1L
	2015-2016	14	7	50%	23; 0	3.8L
	2014-2015	11	5	36%	13; 2	5.3L
	2013-2014	8	0	0	10; 1	-
Chemical Engg	2017-2018	58	32	55%	27 ; 10	6.5L
	2016-2017	70	38	54%	30 ; 7	7.4L
	2015-2016	70	40	57%	32 ; 9	6.4L
	2014-2015	71	40	56 %	22 ; 6	6.3L
	2013-2014	70	30	43 %	18 ; 9	5.3L
Civil Engg	2017-2018	92	48	48%	27; 10	6.4L
	2016-2017	110	55	50%	33; 7	4.8L
	2015-2016	100	33	33%	37; 11	4.84L
	2014-2015	100	53	53 %	28; 11	4 L
	2013-2014	98	42	43 %	20; 10	3.8L
Computer Science and Engg	2017-2018	108	108	100%	71; 65	12.5L
	2016-2017	117	111	95%	70; 65	10.6L
	2015-2016	126	114	90%	65; 65	8.9L
	2014-2015	101	91	90%	55 ; 55	8.5L
	2013-2014	103	98	95%	67 ; 67	8.8L
Electronics and Communication Engg	2017-2018	93	86	92%	67 ; 33	8.85L
	2016-2017	105	98	93%	59 ; 28	8.3L
	2015-2016	109	106	97%	61 ; 23	6.4L
	2014-2015	105	95	90 %	54 ; 27	6.2L
	2013-2014	107	74	69 %	54 ; 27	6.1L
Engg Physics	2017-2018	12	3	25%	17; 1	6L
	2016-2017	12	2	16%	14 ; 0	4.3L
	2015-2016	11	7	63%	25 ; 0	4.2L
	2014-2015	14	7	50 %	14 ; 1	4L
	2013-2014	17	6	35 %	13 ; 2	3.8L
Electrical and Electronics Engg	2017-2018	105	77	73%	68 ; 32	7.56L
	2016-2017	112	79	70%	55 ; 24	7.4L
	2015-2016	113	80	70%	65 ; 25	5.9L
	2014-2015	107	75	70 %	54 ; 26	5.1L
	2013-2014	105	65	62 %	47 ; 22	5 L
Mechanical Engg	2017-2018	104	81	77%	44 ; 24	6.5L
	2016-2017	112	80	71%	49 ; 24	6.8L
	2015-2016	107	80	75%	51 ; 26	6.2L
	2014-2015	112	87	77%	54 ; 36	5.4L
	2013-2014	99	60	60%	38 ; 26	5.3L
Production Engg	2017-2018	28	18	64%	26 ; 8	5.6L
	2016-2017	33	20	61%	32 ; 6	5.9L
	2015-2016	32	13	40%	35 ; 10	5.4L
	2014-2015	36	21	58 %	26 ; 9	4.8L
	2013-2014	35	19	54 %	19 ; 7	4.5L

M Tech Placements

Dept	Period	Strength	Placed	Percentage
CE Structural Engg	2017-2018	14	1	7 %
	2016-2017	18	9	50%
	2015-2016	15	4	27%
	2014-2015	16	6	37%
	2013-2014	16	9	56%
CE Transportation	2017-2018	13	4	30%
	2016-2017	18	7	38%
	2015-2016	17	3	17%
	2014-2015	14	2	14 %
	2013-2014	14	3	21 %
CE Offshore Structures	2017-2018	11	0	0
	2016-2017	17	3	17%
	2015-2016	15	1	6%
	2014-2015	14	1	7 %
	2013-2014	12	0	0
CE Env Geo Tech	2017-2018	15	0	0
	2016-2017	17	5	29%
	2015-2016	17	0	0
	2014-2015	14	0	0
	2013-2014	7	0	0
CE Water Resource	2017-2018	10	0	0
	2016-2017	9	2	22%
	2015-2016	8	0	0
CS Computer Science	2017-2018	16	15	93%
	2016-2017	12	11	92%
	2015-2016	19	16	84%
	2014-2015	14	12	86 %
	2013-2014	17	15	88 %
CS Information Security	2017-2018	18	16	88%
	2016-2017	15	12	80%
	2015-2016	12	10	83%
	2014-2015	18	13	72 %
	2013-2014	17	15	88 %
CH Chemical Engg	2017-2018	6	0	0
	2016-2017	5	1	20%
EC Elect Design & Tech	2017-2018	13	8	61%
	2016-2017	12	4	23%
	2015-2016	17	4	23%
	2014-2015	11	3	27 %
	2013-2014	14	3	21 %
EC VLSI	2017-2018	8	7	87%
	2016-2017	17	1	6%
	2015-2016	17	8	48%
	2014-2015	14	5	35 %
	2013-2014	16	6	37 %

EC Tele Communication	2017-2018	7	2	28%
	2016-2017	8	2	25%
	2015-2016	13	7	54%
	2014-2015	8	2	25 %
	2013-2014	8	2	25 %
EC Signal Processing	2017-2018	10	1	10%
	2016-2017	9	3	33%
	2015-2016	10	6	69%
	2014-2015	6	3	50 %
	2013-2014	9	1	11 %
EE Instrumentation &Control	2017-2018	16	4	25%
	2016-2017	18	7	39%
	2015-2016	15	4	26%
	2014-2015	12	4	33 %
	2013-2014	19	8	40 %
EE Power Systems	2017-2018	17	5	23%
	2016-2017	16	5	31%
	2015-2016	16	5	31%
	2014-2015	15	4	26 %
	2013-2014	13	1	7 %
EE Power Electronics	2017-2018	9	3	33%
	2016-2017	12	7	58%
	2015-2016	16	2	14%
	2014-2015	13	8	61
	2013-2014	15	0	0
EE Ind Power & Automation	2017-2018	12	2	16%
	2016-2017	16	4	25%
	2015-2016	17	6	35%
	2014-2015	15	6	40%
	2013-2014	14	2	14%
EE High Voltage	2017-2018	9	2	22%
	2016-2017	10	1	10%
	2015-2016	12	0	0
ME Ind Engg & Mgmt	2017-2018	11	0	0
	2016-2017	9	0	0
	2015-2016	16	4	25%
	2014-2015	14	2	14 %
	2013-2014	15	7	46 %
ME Thermal Science	2017-2018	16	3	18%
	2016-2017	11	3	27%
	2015-2016	19	5	26%
	2014-2015	18	7	38 %
	2013-2014	15	4	26 %
ME Manufacturing Technology	2017-2018	15	3	20%
	2016-2017	14	7	50%
	2015-2016	16	5	31%
	2014-2015	18	9	50 %
	2013-2014	13	5	38 %
ME Energy Engg & Mgmt	2017-2018	13	0	0
	2016-2017	15	0	0
	2015-2016	15	2	13%
	2014-2015	15	2	13%
	2013-2014	10	1	10%

ME Material Science	2017-2018	8	1	12%
	2016-2017	6	1	16%
	2015-2016	13	7	54%
	2014-2015	12	0	0
	2013-2014	11	0	0
ME Machine Design	2017-2018	8	1	12%
	2016-2017	11	2	18%
	2015-2016	11	4	36%
SN Nano Technology	2017-2018	-	-	-
	2016-2017	-	-	-
	2015-2016	-	-	-
	2014-2015	10	0	0
	2013-2014	10	0	0
M Plan	2017-2018	4	0	0
	2016-2017	7	0	0

Internship Offers - 93

B Tech

Computer Science	37
Electronics & Communication	3
Electrical & Electronics	4
Chemical	7
Mechanical	3

M Tech

Computer Science	3
Electronics & Communication	28
Electrical & Electronics	8

M B A

MBA	6
------------	----------